



Available references

Trays

Raised floor installation



	KGE170TF/23	Embedded tray in raised floor for watertight floor box
---	-------------	---

Paving installation



	KGE170/23	Embedded tray in paving for watertight floor box
	ACSE	Connecting accessory for 2 watertight floor boxes for paving

Mechanism support units for both trays

Top Section with manual lock

	Stainless steel		
	KSE4/23/72	With a 13amp socket	
	KSE5/23/72	With a 5amp socket	
	KSE45U/23/72	With a 13amp UK socket & a cat. 5e UTP connector	
	Brass		
	KSE4/23/71	With a 13amp socket	
	KSE5/23/71	With a 5amp socket	
	KSE45U/23/71	With a 13amp UK socket & a cat5e UTP connector	
	KSEO/23/72	Empty for a K45 mechanism	
	KSEO/23/71	Empty for a K45 mechanism	

Top Section with safety lock

	Stainless steel		
	KSE4SEC/23/72	With 13amp UK Socket	
	KSE5SEC/23/72	With 5amp socket	
	KSEO/23/72	Empty for a K45 mechanism	
	Brass		
	KSE4SEC/23/71	With 13amp UK Socket	
	KSE5SEC/23/71	With 5amp socket	
	KSEO/23/71	Empty for a K45 mechanism	

Finishes



TECHNICAL INFORMATION

It complies with the international standard CEI-670 for casings, which is equivalent to the Spanish Standard UNE-20.451.

CE Branded.

Withstands installation temperatures of -25°C a + 60°C.

Maximum working temperature (cement setting) of + 90°C.

Halogen free



Thermoplastic, fireproof, halogen free materials that prevent flames from spreading during a fire and guarantee low toxicity in the event of smoke.

Closed box

IP66 Protection Level.

IK07 impact Protection Level (with IP66).

Maximum load 1000Kg.

Open box

IP20 Protection Level.

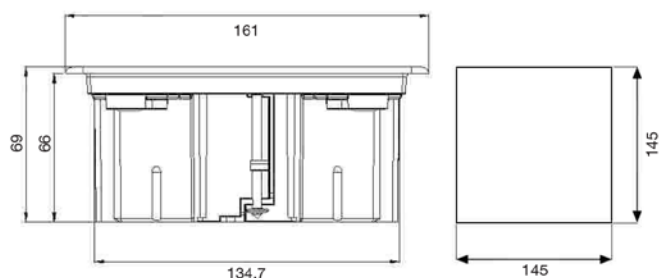
IK06 impact Protection Level.

Maximum load 170Kg.

Raised floor Tray

Ref. KGE170TF/23

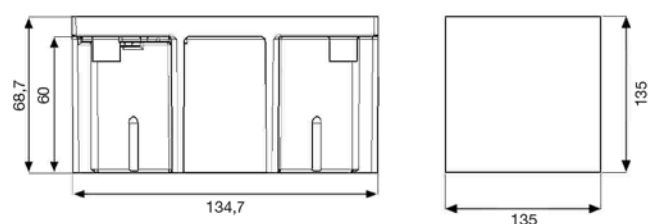
Box installation depth



Paving Tray

Ref. KGE170/23

Box installation depth



Safety lock: 6mm Allen key.

EXAMPLE OF THE LAYOUT

PAVING



RAISED FLOOR

